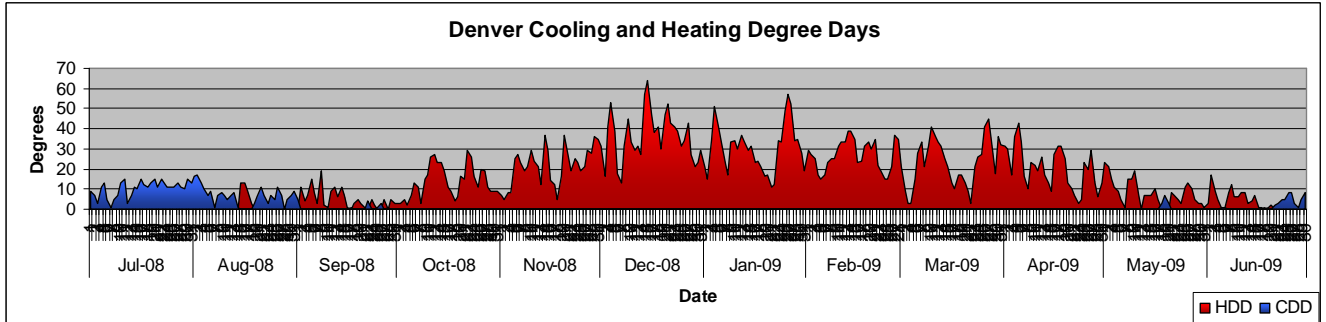
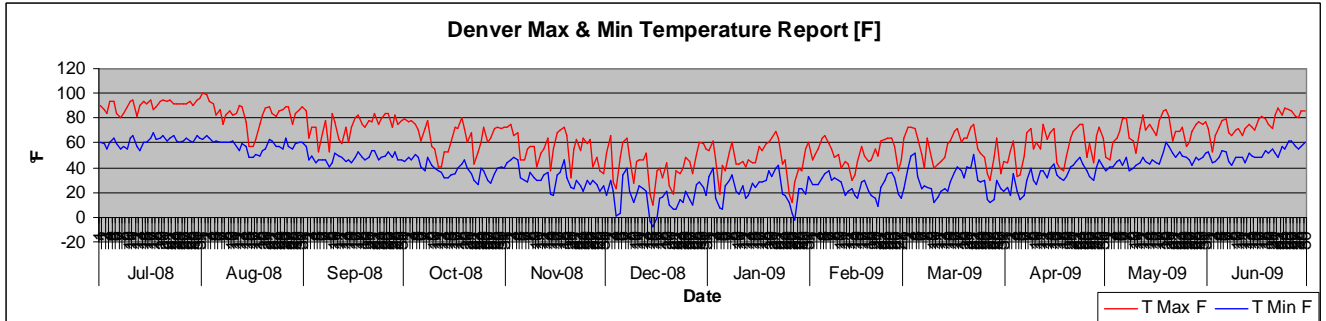


Denver, CO

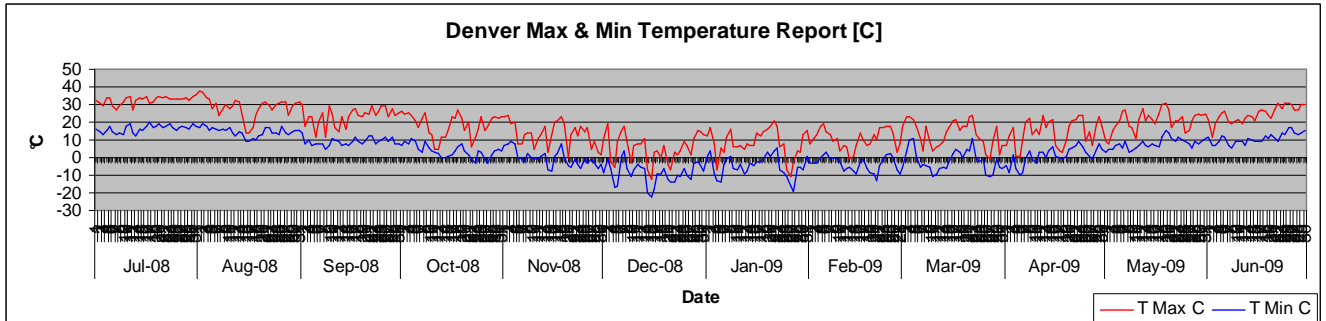
Weather Charts



Avg. T°[F] per month



Avg. T°[C] per month



Weather Breakdown

Month/Yr	hrs/yr <46[F]	Avg[F] <46[F]	hrs/yr <60[F]	Avg[F] <60[F]	HDD/yr	CDD/yr	hrs/yr >65[F]	Avg[F] >65[F]	hrs/yr >75[F]	Avg[F] >75[F]
	3,240	33	6,048	43	5,700	596	1,896	73	600	78
Month	hrs <46 [F]	Avg[F] <46	hrs <60 [F]	Avg[F] <60	HDD	CDD	hrs >65 [F]	Avg[F] >65	hrs >75 [F]	Avg[F] >75
Jul-2008	0		0		0	320	744	75	480	78
Aug-2008	0		72	53	39	197	624	73	120	79
Sep-2008	0		336	56	147	15	144	68	0	
Oct-2008	168	40	624	50	417	0	0		0	
Nov-2008	432	37	720	44	640	0	0		0	
Dec-2008	672	27	744	29	1,114	0	0		0	
Jan-2009	576	31	744	35	928	0	0		0	
Feb-2009	528	35	672	38	753	0	0		0	
Mar-2009	456	34	672	40	714	0	0		0	
Apr-2009	360	36	696	44	601	0	0		0	
May-2009	48	43	528	54	246	13	72	69	0	
Jun-2009	0		240	56	101	51	312	69	0	

The City Heating Season chart depicts the normal months of the year when your sites heating system is in operation. It is not unusual in many areas of the country that your normal site heating system may operate prior to October or after May. When the AMS Waste Heat Recovery Unit is in operation will be up to the individual site regulated by temperature setting.

City Heating Season		
Heating Mo's	Hr's ≤60F ^o	Avg F ^o ≤60
Oct-2008	624	50
Nov-2008	720	44
Dec-2008	744	29
Jan-2009	744	35
Feb-2009	672	38
Mar-2009	672	40
Apr-2009	696	44
May-2009	528	54
Total	5,400	42

Cost Savings

These are examples only. There are many variables that affect the actual outcomes. These would include GPM, temperature of incoming liquid and make-up, fan cfm, size restrictions, current cost of current heating fuel and type of plant heat used. Each AMS Waste Heat Recovery Package Unit is tailor designed to your specific site and needs so that we get the most MMBTU's from your waste heat, heat that is currently going out the stack. Many times, depending upon a sites waste heat availability, multiple units can be deployed multiplying the savings.

Fuel cost/unit	\$7.5000
Fuel BTU/unit	1000000
Efficiency rating of heater	65.00%
Total effective cost of heat in MMBTU**	\$11.54

Example 1:

MMBTU/hr	0.430
hrs ambient temp <60 deg F/yr	5400
Cost of heat/MMBTU**	\$11.54
Total savings/yr	\$26,792.31

Example 2:

MMBTU/hr	0.713
hrs ambient temp <60 deg F/yr	5400
Cost of heat/MMBTU**	\$11.54
Total savings/yr	\$44,425.38

**Cost of heat in MMBTU: Assumption: Gas Fuel Steam Heat at \$7.50/unit